







FILTER CARTRIDGE SPECIFICATIONS & PERFORMANCE DATA

MODEL NUMBER	MSF-SCSS	MSF-SCRC	MTFW-SCSS	MTFW-SCRC	MTFD-SCSS	MTFD-SCRC
						
Model name	Medical ShowerFilter Startset	Medical ShowerFilter Replacement Cartridge	Medical TapFilter Washing Standard Startset	Medical TapFilter Washing Replacement Cartridge	Medical TapFilter Drinking Standard Startset	Medical TapFilter Drinking Replacement Cartridge
Max. Dimensions	136 x 63 mm	88 x 63 mm	136 x 63 mm	88 x 63 mm	136 x 63 mm	88 x 81 mm
Weight	240 g	150 g	240 g	150 g	240 g	150 g
Connection	1/2 inch BSP/NPT	proprietary quick release	22 mm inner thread ⁽¹⁾	proprietary quick release	22 mm inner thread ⁽¹⁾	proprietary quick release
Flow rate	9 l/min (2.4 Gpm) ⁽²⁾	9 l/min (2.4 Gpm) ⁽²⁾	4 l/min (1 Gpm) ⁽³⁾	4 l/min (1 Gpm) ⁽³⁾	4 l/min (1 Gpm) ⁽³⁾	4 l/min (1 Gpm) ⁽³⁾
Validated Lifetime	92 days (3 months)					
Biological Retention ⁽⁴⁾	Bacteria > log 7 / Fungi > log 4					

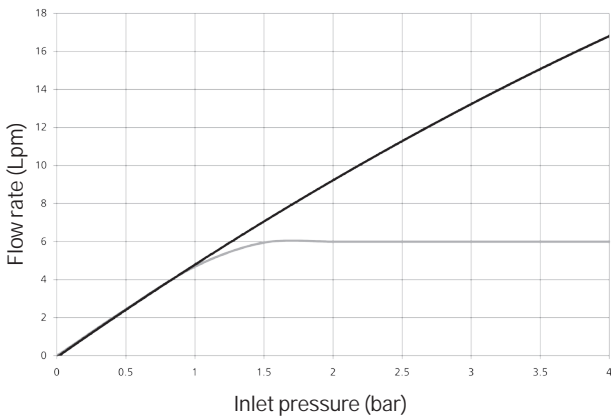
⁽¹⁾ adapter to 24 mm, 1/2" outer & inner thread available 

⁽⁴⁾ Refer to the validation guide for information

The Medical Water Filters Sterile series comply to the requirements of the Medical Device Directive 93/42/EEC, Annex VII and are registered a Class Is, rule I products.



SHOWERFILTER



TAPFILTER

